MINISTRY OF ECONOMY
DEPARTMENT OF STATISTICS

EMPLOYEE WAGES STATISTICS (FORMAL SECTOR) FOURTH QUARTER 2025

> The median monthly wage of Malaysian formal employees increased by **4.0 per cent** year-on-year to **RM3,167** in December 2025.

TIME SERIES: MEDIAN MONTHLY WAGE

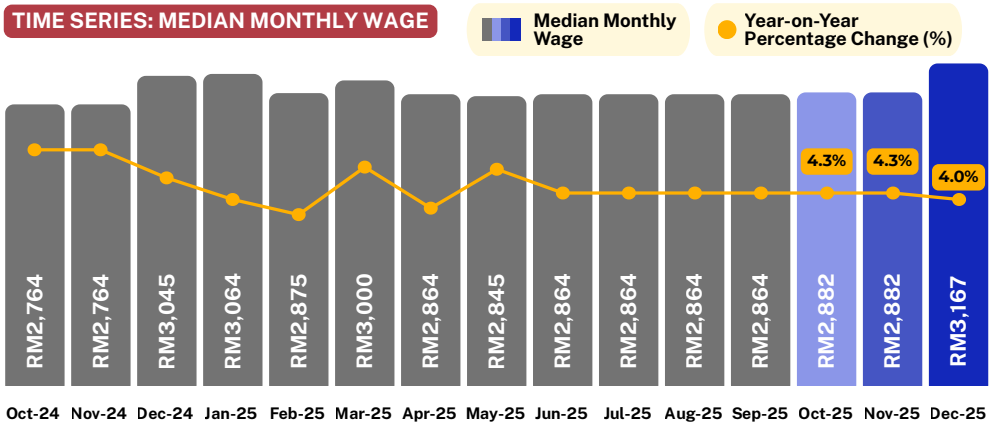

MEDIAN MONTHLY WAGE OF CITIZEN FORMAL EMPLOYEES BY DIMENSIONS

BY SEX

Median monthly wage for **male (RM3,167)** was higher than female (RM3,120) in December 2025.



BY ETHNIC

Bumiputera formal employees recorded the median monthly wage of RM2,627, Chinese (RM4,767) and Indian (RM3,120) in December 2025.

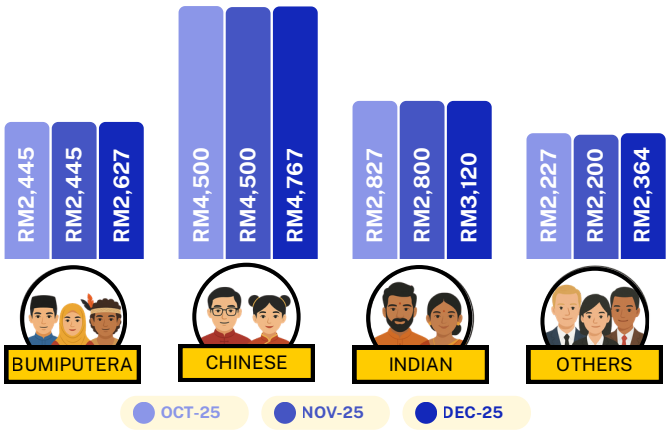

BY AGE GROUP

Formal employees aged **45 to 49 years** received the highest median monthly wage at **RM4,245** in December 2025.

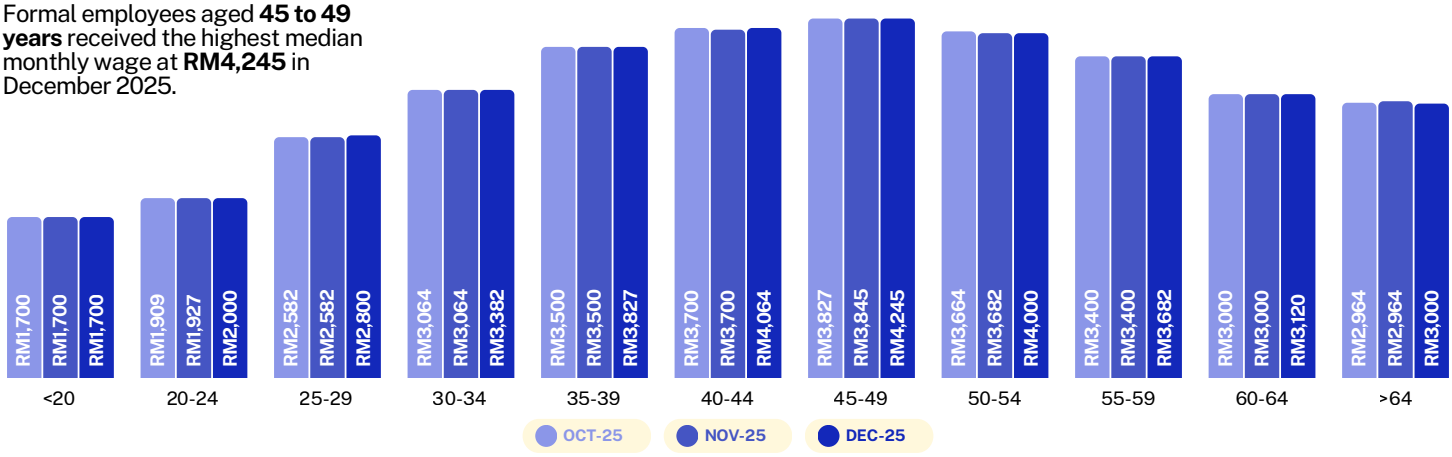

SCOPE & COVERAGE

These statistics is based on the administrative data, including data on the mandatory contribution of retirement savings by the private and non-pensionable public sectors and data on the contribution of social security insurance from various agencies. The data focus only on the citizen formal employees and does not cover employed persons fall under non-standard employment, including own-account workers and unpaid family workers.

CONCEPT & DEFINITION

Wage refers to all remuneration paid to employees, including bonuses, commissions and allowances, during the reference period.

The **Median** refers to the middle observation in a set of data arranged in a sequence. The median wage is used to give a more accurate picture of the "average wage", as the determination of the median is not affected by extreme values.

SOURCE: EMPLOYEE WAGES STATISTICS (FORMAL SECTOR) REPORT, FOURTH QUARTER 2025, DEPARTMENT OF STATISTICS MALAYSIA (DOSM)

@StatsMalaysia
BANCI EKONOMI 2026 DATA NADI EKONOMI RAKYAT
MALAYSIA MADANI kesejahteraan
ODIN 2024-2025 OPEN DATA INVENTORY MALAYSIA NUMBER ONE IN THE WORLD
20 October
2016 - 2030
MBLS

MINISTRY OF ECONOMY
DEPARTMENT OF STATISTICS

EMPLOYEE WAGES STATISTICS (FORMAL SECTOR) FOURTH QUARTER 2025

MEDIAN MONTHLY WAGE OF CITIZEN FORMAL EMPLOYEES BY DIMENSIONS

BY STATE AND REGION

W.P. Kuala Lumpur posted the highest median monthly wage **(RM4,391)** followed by Pulau Pinang and Selangor.

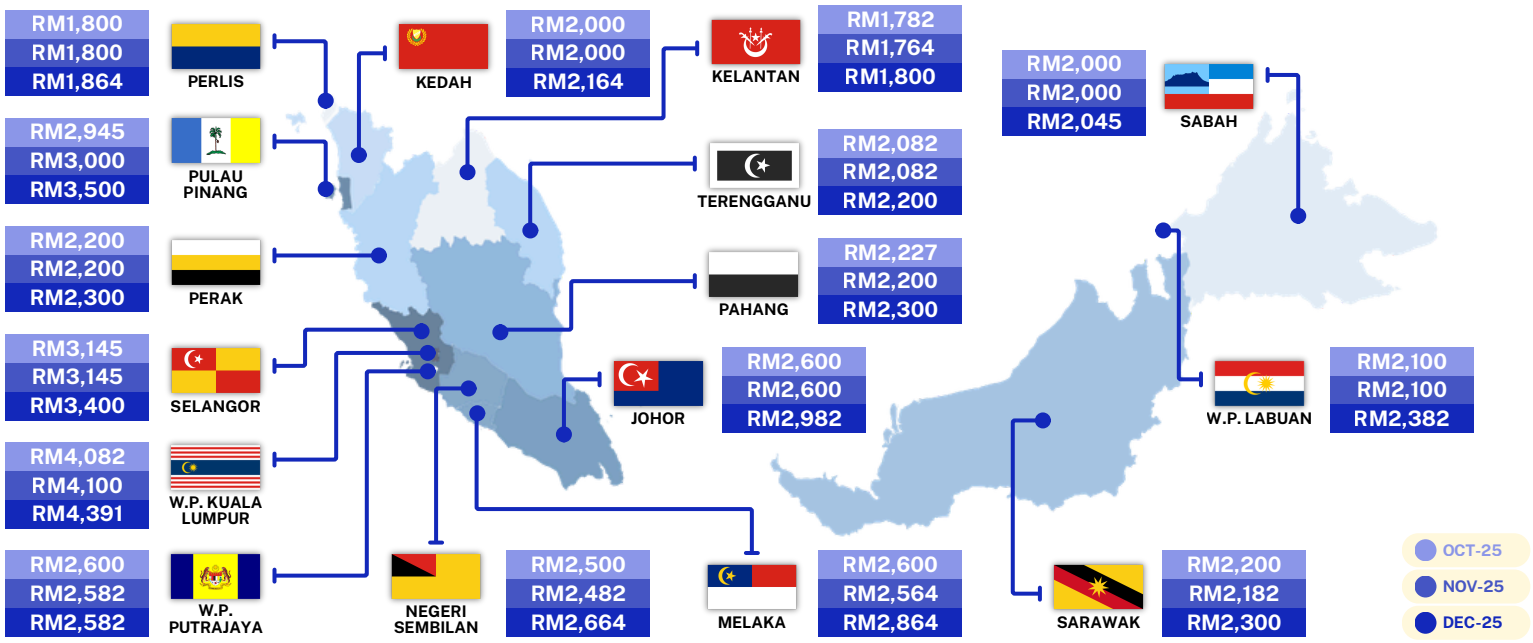

BY ECONOMIC ACTIVITY

The **Mining & quarrying** sector recorded the highest median monthly wage **(RM7,900)**, followed by Manufacturing, Construction, Services, and Agriculture sectors.

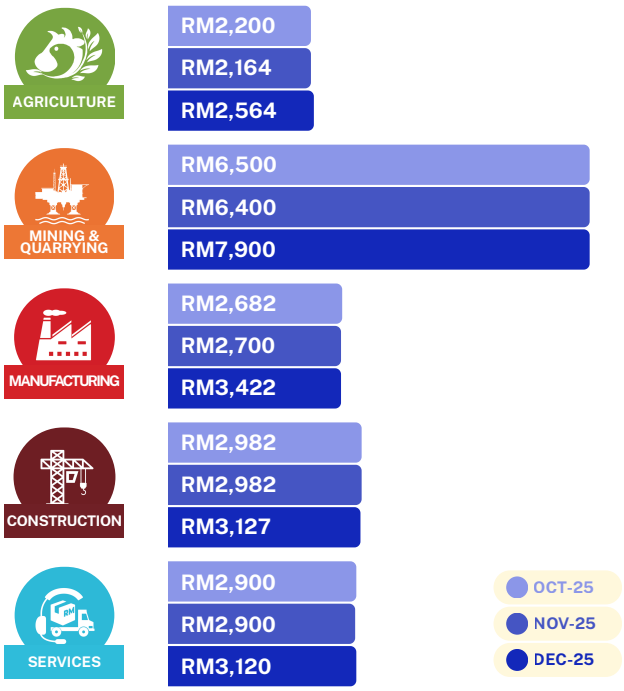

DISTRIBUTION BY WAGE SCALE

The percentage of formal employees earning below RM1,700 **declined 12.5 percentage point to 8.4 per cent** in December 2025 (December 2024: 21.0 per cent).

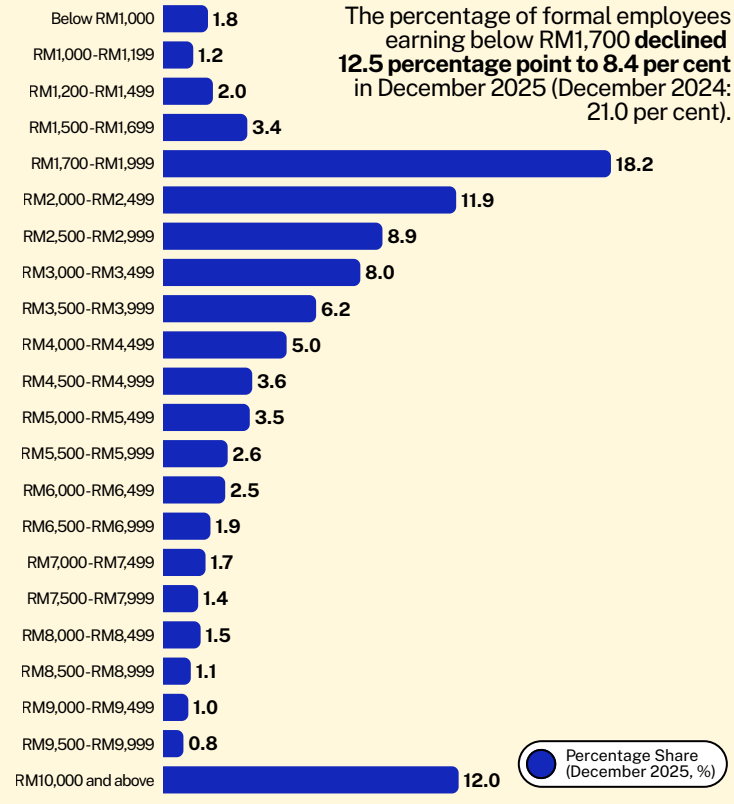

Notes: The sum may differ from the total due to independent rounding

SOURCE: EMPLOYEE WAGES STATISTICS (FORMAL SECTOR) REPORT, FOURTH QUARTER 2025, DEPARTMENT OF STATISTICS MALAYSIA (DOSM)

@StatsMalaysia
BANCI EKONOMI 2026 DATA NADI EKONOMI RAKYAT
MALAYSIA MADANI kesejahteraan
ODIN 2024-2025 OPEN DATA INVENTORY MALAYSIA NUMBER ONE IN THE WORLD
20 October
2016 - 2030
MBLS